

LUNENBURG COUNTY BOARD OF SUPERVISORS
LUNENBURG COURTS BUILDING
LUNENBURG, VIRGINIA
June 14, 2018 Meeting

6:00PM

1. Call to Order
2. Invocation/Pledge of Allegiance: Supervisor Pennington
3. Requests for Additions to the Agenda
4. Conflict of Interest Statements & Organizational Matters
5. Consent Agenda:
 - A) Minutes of May 3rd and May 10th, 2018 Meeting
 - B) Warrants for Approval May 2018
 - C) Treasurer's Reports April 2018

Public Hearing

6. Public Hearing on Conditional Use Permits
 - A) Conditional Use Permit Application for George Whittaker** (lessee) to operate an Personal Services Facility on property owned by Precision Pipes, Inc. (lessor) at 11944 Courthouse Road, Victoria, VA 23974. This property is 5+/- acres and identified as tax map # 032-0A-0-72C. This property was previously operated as a church, and is now requested to become a personal services facility for rental with less than 100 guests per event.
 - B) Conditional Use Permit Application for Cynthia Cappabianca DBA Let R Buck, LLC** to operate a bull breeding and training facility for cattle used for rodeo-style bucking-bull riding classes held by appointment-only at her residence at 521 Mountain Road, Victoria, VA 23974. This property is approx. 45 acres and identified as tax map # 067-04-0-2B.
7. Lunenburg County School Board
8. County Offices and Departments
 - A) Vehicle Use Policy
9. FY2019 County Budget Adjustments and Appropriation
10. Nominations and Appointments: Library Board-District #2, Heartland Authority Board, CRC Alternate, Clerk to Planning Commission, Planning Commission-District #2, Board of Zoning Appeals-Districts #7 and #5
11. Planning Update
 - A) IDA Enterprise Zone Tax Incentives
12. Administrator's Update
13. County Attorney Update
14. Closed Session Items (if necessary)
15. Other Business (per Board approval)
16. Adjournment

It is the intention of the Lunenburg County Board of Supervisors to comply with the Americans with Disabilities Act. Should you need special accommodations, please contact the County Administrator's Office at 434-696-2142 prior to the meeting date.

-- Tracy M. Gee, County Administrator

Consent Agenda:

- A) Minutes of May 3rd and May 10th, 2018 Meeting
- B) Warrants for Approval May 2018
- C) Treasurer's Reports April 2018

LUNENBURG COUNTY BOARD OF SUPERVISORS
GENERAL DISTRICT COURTROOM
LUNENBURG COURTS BUILDING
LUNENBURG, VIRGINIA

DRAFT

Minutes of May 3, 2018 Public Hearing FY2018-2019 Budget

The continued meeting of the Lunenburg County Board of Supervisors was held on Thursday, May 3, 2018 at 6:00 p.m. in the General District Courtroom, Lunenburg Courts Building, Lunenburg, Virginia for the purpose of public hearing for the proposed FY2018-2019 County Budget. The following members were present: Supervisors Frank Bacon, Alvester Edmonds, Edward Pennington, Robert Zava, Mike Hankins, and County Administrator Tracy M. Gee. Supervisors T. Wayne Hoover and C. Randy Slayton were absent.

Vice-Chairman Bacon called the meeting to order and gave the invocation and Pledge of Allegiance.

Administrator Gee read the Public Hearing Speaking Resolution for the record.

Supervisor Pennington made motion, seconded by Supervisor Edmonds and unanimously approved, to enter Public Hearing for the FY2018-19 Budget.

Administrator Gee directed the Board to the FY2018-19 proposed budget. She noted that the advertised budget included the addition of one-half fiscal year collection on an increase in Personal Property Tax Rate from \$3.60 per \$100 valuation to \$3.80 per \$100 valuation for Calendar Year 2019, meaning that the collection on the new rate will not take place until the June 5th collection period of the next calendar year. This results in one-half of the expected \$140,000 in additional revenue expected from the twenty cent increase in Personal Property Tax Rate for the upcoming Fiscal Year. However, due to the Reassessment values and keeping the Real Estate Tax Rate at \$0.38 per \$100 valuation, rather than reducing the rate to equalize collections, the County will see an additional \$100,000 in revenue for real estate in the current operating Fiscal Year. Small changes to the budget brought the use of reserve from the General Fund from approximately \$370,000 down to \$267,000. Administrator Gee reminded the Board of Supervisors that they have not had to dip into the reserves the last two years due to keeping expenses low and collecting slightly more revenue than budgeted.

Administrator Gee indicated that the Code of Virginia requires that changes in tax levies must be set by the Board of Supervisors by public hearing before the tax books are printed and given to the Treasurer by the Commissioner of the Revenue for printing of tax bills.


Administrator Gee also indicated that the School Board has a request in the next Board meeting packet for use of their Capital Improvement Funds for two HVAC units at Kenbridge Elementary and one heat pump at the Central Office, all installed by School staff. The School would also like to purchase one bus with FY18 funds and will request to purchase another bus in FY19 if the Board approves the \$85,000 transfer from Debt Service to Capital Improvement.

There was no public comment.

Supervisor Zava made motion, seconded by Supervisor Edmonds and unanimously approved, to exit Public Hearing for the FY2018-19 Budget.

Supervisor Pennington thanked the Finance Committee and Administrator Gee for their work on the budget. Vice-Chairman Bacon echoed Supervisor Pennington's statements and commented that this budget was the earliest submission in recent years and thanked Administrator Gee.

Supervisor Bacon made motion, seconded by Supervisor Hankins and unanimously approved, to adjourn.



Tracy M. Gee, Clerk
County Administrator

Frank W. Bacon, Vice-Chairman
Board of Supervisors

LUNENBURG COUNTY BOARD OF SUPERVISORS
GENERAL DISTRICT COURTROOM
LUNENBURG COURTS BUILDING
LUNENBURG, VIRGINIA

DRAFT

Minutes of May 10, 2018 Meeting

The regularly scheduled meeting of the Lunenburg County Board of Supervisors was held on Thursday, May 10, 2018 at 6:00 pm in the General District Courtroom, Lunenburg Courts Building, Lunenburg, Virginia. The following members were present: Supervisors Edward Pennington, Frank Bacon, Charles R. Slayton, Mike Hankins, Alvester Edmonds, Robert Zava, County Administrator Tracy M. Gee, Deputy County Administrator Nicole Clark, and County Attorney Frank Rennie. Supervisor T. Wayne Hoover was absent.

Chairman Slayton called the meeting to order.

Supervisor Pennington gave the invocation and led the pledge of allegiance.

Chairman Slayton requested additions to the agenda from the Board and the public. Administrator Gee requested that a proposal from a potential Financial Consultant be added as 9A.

Supervisor Zava stated that he had a conflict of interest with on agenda item number nine, FY2019 County Budget Review and Adoption, as he has a family member employed by the school system. However, he is able to participate by voting fairly and objectively.

Supervisor Pennington made motion, seconded by Supervisor Edmonds and unanimously approved, to accept the Consent Agenda to include the Minutes of the April 12, 2018 meeting, the Treasurer's March 2018 reports and the following Warrants for Approval:

April 2018:	Payroll: Direct Deposit	\$ 124,178.93
	Payroll Taxes Federal:	\$ 38,894.75
	Payroll Taxes State:	\$ 6,905.33
	Payroll VRS payment:	\$ 27,624.34
	Payroll ICMA-RC payment:	\$ 385.68
	Accounts Payable: #55841-55953	\$ 332,936.65
	Total:	\$ 530,925.68

Supervisor Pennington made motion, seconded by Supervisor Edmonds and unanimously approved, to enter into Public Hearing regarding the VDOT 2019-2024 Secondary Six Year Plan (SSYP).

Mr. Billy Smith, VDOT Residency Administrator, presented the proposed VDOT 2019-2024 Secondary Six Year Plan (SSYP). He noted one addition, resurfacing one mile on Route 600 Varick Chapel Road.

purchase of a 2018 Chevrolet Tahoe 4WD in the amount of \$37,357.06 for the Lunenburg Communications Cache 2017 State Homeland Security Grant and is 100 % reimbursable.

Supervisor Bacon made a motion, seconded by Supervisor Pennington and unanimously approved, to approve the purchase of a 2018 Chevrolet Tahoe 4WD in the amount of \$37,357.06, 100 % reimbursable by the Lunenburg Communications Cache 2017 State Homeland Security Grant.

Administrator Gee referenced the FY2018-19 budget proposal at the public hearing held the previous week.

Supervisor Bacon made a motion, seconded by Supervisor Edmonds and unanimously approved, to approve FY2018-19 budget as proposed at the public hearing.

Tax Levies are based on a Calendar Year and the Proposed Budget is based on a Fiscal Year (July 1-June 30). The Fiscal Year budget potentially sets rates for two different calendar years of tax collection. Tax levies are based on a per \$100 assessed value.

TAX LEVIES - PROPOSED BUDGET

TAX LEVY Category

	PROPOSED 2018 Calendar Year
Real Estate	\$0.38
<i>Personal Property 2018 Calendar Year</i>	\$3.60
Merchant's Capital	\$1.20
Aircraft	\$2.10
Machinery & Tools	\$1.80
Mobile Homes/Barns	\$0.38

**PROPOSED CHANGE
2019 Calendar Year**

TAX LEVY Category

<i>Personal Property Rate 2019 Calendar Year</i>	\$3.80
--	--------

<u>GENERAL FUND REVENUE</u>	<u>FY 2019 PROPOSED</u>	<u>GENERAL FUND Expenditures</u>	<u>FY 2019 PROPOSED</u>
Real Estate Taxes	-3,360,000	Board of Supervisors	49,320
Personal Property Taxes	-1,805,000	County Administration	234,030
Mobile Home	-21,000	Professional Services	98,000
Registration Fees	-210,000	Commissioner of the Revenue	212,200
Machinery & Tools	-280,000	Treasurer	<u>232,560</u>
Merchant's Capital	-74,000	Data Processing	90,000
Public Service Corporations	-210,000	Electoral Board	39,940
Delinquent Tax Collections	-105,000	Registrar	79,715
Interest/Penalty on Taxes	-100,000	Circuit Court	11,400
Local Sales & Use Taxes	-390,000	General District Court	6,000
Consumer Utility Consumption Tax	-22,000	Magistrate	1,325
		Juvenile/Domestic Relations	
Taxes on Recordation & Wills	-55,000	Court	81,900
Interest/Penalties-Clerk	-1,000	Clerk, Circuit Court	272,570
Animal Licenses	-8,000	Courthouse Security	16,400
Animal Fines/Kennel Fees	-3,000	Victim Witness	71,115
Transfer Fees	-400	Commonwealth Attorney	293,140
Building Permits	-20,000	Sheriff's Department	1,241,520
		Volunteer Fire &	
Septic Permits	-1,000	Rescue/Grants	244,240
Conditional Use Permits	-1,000	Piedmont Regional Jail	430,000
Landfill Host Fees	-150,000	Building Inspector	90,863
Landfill Liaison Fee	-55,000	Animal Control	88,475

County Fines & Fees	-18,500	Maintenance/Buildings	219,570
Courthouse Renovation Fees	-4,100	Health Dept	110,000
Clerk -Misc Fees	-6,000	Medical Examiner	100
Courthouse Security Fees	-17,000	Crossroads	53,000
e-Summons Fees	-7,000	STEPS	5,000
Prisoner Processing Fees	-1,500	Madeline's House	2,000
Interest/Bank Deposits	-23,000	Planning/Zoning Permits	31,200
		Lunenburg Public Library	
Rental/General Property	-31,500	System	150,274
Sheriff/Comm. Atty. Fees	-5,046	Commonwealth Reg Council	19,000
DMV Stops	-25,000	Soil & Water Conservation	7,000
Town Contributions/Grants	-6,333	Lunenburg Literacy	8,000
DMV Mobile Home Tax	-18,000	SVCC	4,823
State Recordation Tax	-9,000	Longwood Small Business	1,940
Railroad Rolling Stock	-4,000	SPCA	1,000
DMV Animal Plates	-100	VA's Retreat	4,500
PPTRA-State Reimbursement	-1,048,232	Town & County Bus	5,000
Constitutional Offices-State			
Reimbursement	-1,319,972	Piedmont Sr. Resources	2,000
Grants	-196,115	Forestry Service	22,000
Transfer from Solid Waste Fund			
Balance 137	-180,000	Rec Sports Leagues	7,000
Transfer from County Surplus	-267,368	People's Comm Center	500
		Victoria Community Ctr	500
TOTAL GENERAL FUND REVENUES	-10,059,166	Kenbridge Comm Center	500
		VA Legal Aid Society	4,713
		VA's Growth Alliance	12,914
		Community Action Agency	16,474
		Community/Econ Dev. (Office)	68,575
		COLUMN TOTAL:	4,642,296

	<u>FY19</u>		
<u>GENERAL FUND EXPENDITURES</u>	<u>PROPOSED</u>	<u>SPECIAL FUNDS:</u>	<u>SPECIAL FUNDS:</u>
IDA Tax Incentives	55,000	<u>School Fund</u>	
Cooperative Extension	43,370	State Sales Tax	-1,758,214
Refunds / DMV Stops	25,000	State Funds	-9,391,475
Prop/Liability/LODA/WC Coverage	78,500	Federal Funds	-1,909,120
Reserve for contingency	0	County Funds	-3,740,000
Capital Improvements	100,000	Other Funds	-468,724
Total General Fund Operations	4,944,166	Total Revenue	-17,267,533
		Total Expenditures	17,267,533
GENERAL FUND TRANSFER TO:		<u>Social Services Fund</u>	
Airport Fund	3,000	Revenue State	-1,000,000
School Fund	3,740,000	Local Funds	-152,000
School(Carryover)	0	Total Revenue	-1,152,000
Social Services	152,000	Expenditures	1,152,000
C.S.A./At-Risk Fund	240,000	<u>Comprehensive Services Act</u>	
Voting Machine Fund	5,000	Revenue State/Local	-705,000
Debt Service	975,000	General Fund Transfer In	-240,000
Total Transfers to other Funds	\$5,115,000	Total Revenue	-945,000
TOTAL GENERAL FUND EXPENDITURES	\$10,059,166	Expenditures	945,000
		<u>Emergency Services Capital Equipment</u>	
SPECIAL FUNDS:		Revenue/Use of 911 Fund	
<u>Solid Waste Operations Fund</u>		Balance	-115,000
Revenue	-182,000		
Expenditures	182,000		

<u>Solid Waste Convenience Sites</u>		<u>Expenditures</u>	115,000
<u>Revenue/Fund Balance Transfer</u>	-387,000		
Transfer to General Fund	180,000	<u>Project Lifesaver</u>	
Sites Expense & Construction	<u>207,000</u>	<u>Revenue/Transfer IN</u>	-800
Total	387,000	<u>To Escrow</u>	800
<u>Law Library</u>		<u>Voting Machine Fund</u>	
<u>Revenue</u>	-1,000	<u>Transfer from General Fund</u>	-5,000
<u>Expenditures</u>	1,000	<u>To Escrow</u>	5,000
<u>E-911 Fund</u>		<u>Capital Outlay Fund</u>	
<u>Revenue</u>	-414,650	Transfer in from Debt Service	-85,000
Operations	299,650	Reserve for Capital Needs	85,000
Transfer to Public Safety Capital Fund	<u>115,000</u>		
Total	414,650	<u>Debt Service</u>	
<u>Airport Fund</u>		School Payment	-380,000
<u>Revenue: Lease, Grants & Transfer from GF</u>	-27,000	Refunding Interest QSCB	-140,000
<u>Expenditures</u>	27,000	Transfer in from Debt Fund Balance	-170,000
		<u>General Fund Transfer In</u>	-975,000
		Total Revenue	-1,665,000
<u>Economic Development Fund</u>		Debt Service School	1,065,000
<u>Revenue: Grants and Fund Balance Transfer</u>	-34,830	Debt Service Courthouse	515,000
<u>Expenditures</u>	34,830	Transfer to Capital Outlay Fund	<u>85,000</u>
		Total Expenditures Debt Service	1,665,000
<u>Economic Development Grants Fund</u>		TOTAL BUDGET SPECIAL FUNDS:	\$22,861,303
<u>Revenue: Grants and Fund Balance Transfer</u>	-579,490	TOTAL COUNTY BUDGET:	\$32,920,469
<u>Expenditures</u>	579,490		

Administrator Gee reminded the Board that the Financial Consultant, Shelia Minor, had taken a full time position with the City of Colonial Heights, leaving the County without a Financial Consultant. Administrator Gee shared a proposal from Mary K. Earhart, PLLC for providing financial consultant services to the county. The proposal states the estimated cost starts at \$6,000, however, the cost could be lower, depending on the services needed.

Supervisor Bacon made a motion, seconded by Supervisor Hankins and unanimously approved, to sign the agreement with Mary K. Earhart, PLLC to provide financial consulting services to the County.

Administrator Gee shared a letter of resignation from Board of Trustees member Karen Scales of the Lunenburg County Public Library System. Mrs. Scales represents District #2, Brown's Store and her resignation will be effective June 30, 2018.

Administrator Gee introduced Mr. Glenn Millican to the Board as the new part-time County Planner. Mr. Millican thanked Administrator Gee and commented that he and his wife are thrilled to be back in Lunenburg where he grew up. He noted that he hopes his experience and knowledge gained throughout his career will help in his efforts to grow Lunenburg. He added that Lunenburg has many great opportunities that he looks forward to exploring. He thanked the Board and commented that he looks forward to working with them.

Administrator Gee provided her monthly report. She advised that the Department of Aviation Executive Director Mark Flynn and Aviation Board member Marie Therese Dominguez met with Airport Commission Chair Jeff Parrish, member Edward Pennington, Leroy Baker, and Administrator Gee to discuss the future plans for improvement at the Airport. They were very complimentary of Lunenburg County Airport and Mr. Baker. They indicated that they use the terminal as the standard plan for small GA Airports. Administrator Gee advised that Piedmont Regional Jail Interim Superintendent Jim Davis was promoted to the permanent Superintendent for at least the next two years.

County Attorney Rennie noted that the Board questioned whether or not IDA funds could be used for Economic Development projects. After some research, he found that the IDA can make grants to the County for Economic Development projects. However, those funds cannot be earmarked for other projects or received under the condition of another project. County Attorney Rennie also commented that the year-end True-up and mitigation fund payments from CFS are still outstanding. Administrator Gee has been in contact with Tim Webb of CFS to advise the outstanding amounts are subject to penalty and interest.

Supervisor Bacon made a motion, seconded by Supervisor Edmonds and unanimously approved, to enter Closed Session citing Virginia Code Section §2.2-3711A1 Personnel, §2.2-3711A3 Acquisition or of the Disposition for Public Held Property and §2.2-3711A7 Legal Consult.

CERTIFICATION OF CLOSED SESSION MEETING

WHEREAS, the Board of Supervisors of Lunenburg County, Virginia ("Board") convened a Closed Session Meeting on this date pursuant to an affirmative recorded vote in accordance with the provisions of the Freedom of Information Act; and

WHEREAS, Section §2.2-3712 of the Code of Virginia, 1950, as amended, requires a certification by the Board that such Closed Meeting was conducted in conformity with Virginia law.

NOW, THEREFORE, BE IT RESOLVED that the Board hereby certifies that, to the best of each member's knowledge, (i) only public business matters lawfully exempted from Open Meeting requirements by Virginia law were discussed in the Closed Meeting to which this certification resolution applies, and (ii) only such public business matters as were identified in the motion convening the Closed Meeting were heard, discussed or considered by the Board.

VOTING YES

Supervisor Edmonds

VOTING NO


Supervisor Hankins
Supervisor Bacon
Supervisor Pennington
Supervisor Slayton
Supervisor Zava

ABSENT

Supervisor Hoover

Supervisor Zava made a motion, seconded by Supervisor Bacon and unanimously approved, to return to Open Session.

Supervisor Bacon made a motion, seconded by Supervisor Edmonds and unanimously approved, to adjourn.



Tracy M. Gee, Clerk
County Administrator

Charles R. Slayton, Chairman
Board of Supervisors

BOARD OF SUPERVISORS

Charles R. Slayton, CHAIRMAN
Election District 4

Frank W. Bacon, VICE-CHAIRMAN
Election District 3


T. Wayne Hoover
Election District 1

Mike Hankins
Election District 2

Edward Pennington
Election District 5

Alvester L. Edmonds
Election District 6

Robert G. Zava
Election District 7



Lunenburg County Administration
11413 Courthouse Road
Lunenburg, VA 23952

Tracy M. Gee
County Administrator

Telephone: (434) 696-2142
Facsimile: (434) 696-1798

May 31, 2018

Lunenburg County Board of Supervisors
11413 Courthouse Road
Lunenburg, VA 23952

Honorable County Supervisors:

The following warrants, including accounting for all voided checks are listed according to Code of Virginia § 15.2-1243 and § 15.2-1244 requiring your approval:

May 2018:	Payroll: Direct Deposit	\$ 123,597.05
	Payroll Taxes Federal:	\$ 38,325.26
	Payroll Taxes State:	\$ 6,873.20
	Payroll VRS payment:	\$ 27,624.34
	Payroll ICMA-RC payment:	\$ 385.68
	<i>Debt Service wire payments:</i>	\$ 155,821.25
	Accounts Payable: #55954-56084	<u>\$ 299,414.51</u>
	Total:	\$ 652,041.29

Sincerely,

Tracy M. Gee
County Administrator

CHECK#	VEND#	VENDOR	CLASS	DATE	AMOUNT	DISCOUNT
55954	59	AT&T	000	5/03/2018	273.33	.00
55955	746	CANON SOLUTIONS AMERICA	000	5/03/2018	28.12	.00
55956	101	CENTRA HEALTH INC.	000	5/03/2018	20,140.00	.00
55957	10	CENTURYLINK ANALOG	000	5/03/2018	231.06	.00
55958	54	COBB TECHNOLOGIES INC	000	5/03/2018	122.48	.00
55959	119	DATAWARE, INC.	000	5/03/2018	457.95	.00
55960	44	DIAMOND SPRINGS WATER INC	000	5/03/2018	385.10	.00
55961	46	DOMINION ENERGY VIRGINIA	000	5/03/2018	2,649.32	.00
55962	642	FARMVILLE NEWSMEDIA	000	5/03/2018	275.00	.00
55963	645	GARRETT CHRISTOPHER DBA	000	5/03/2018	260.95	.00
55964	467	HAMLETT ELIZABETH Y.	000	5/03/2018	6,582.31	.00
55965	407	HARRIS CORPORATION PSPC	000	5/03/2018	144.45	.00
55966	71	IBM CORPORATION	000	5/03/2018	176.59	.00
55967	77	KENBRIDGE SUPPLY COMPANY	000	5/03/2018	3,538.08	.00
55968	286	KEY OFFICE SUPPLY INC	000	5/03/2018	144.45	.00
55969	162	MEHERRIN VOLUNTEER	000	5/03/2018	772.08	.00
55970	88	MSAG LLC	000	5/03/2018	3,687.00	.00
55971	466	OWEN G. DUNN, CO, INC.	000	5/03/2018	55.76	.00
55972	430	PROCOM CORPORATION	000	5/03/2018	2,200.39	.00
55973	769	SANGOMA TECHNOLOGIES	000	5/03/2018	669.00	.00
55974	146	SHELL FLEET PLUS	000	5/03/2018	21,120.00	.00
55975	293	SKELTON PLUMBING	000	5/03/2018	4,018.80	.00
55976	652	SOUTHSIDE MESSENGER, THE	000	5/03/2018	3,415.44	.00
55977	710	THREE RIVERS TREATMENT	000	5/03/2018	61.90	.00
55978	209	THYSSENKRUPP ELEVATOR	000	5/03/2018	7,076.16	.00
55979	787	TRUCK VAULT	000	5/03/2018	11.14	.00
55980	114	VICTORIA AUTOMOTIVE	000	5/03/2018	80,677.42	.00
55981	164	VICTORIA FIRE & RESCUE	000	5/03/2018	.00	.00
55982	117	WALLACE AUTO PARTS	000	5/03/2018	.00	.00
		CLASS TOTAL				
		ACH TOTAL			.00	
		CHECK TOTAL			80,677.42	
		FINAL TOTAL			80,677.42	.00

I HEREBY APPROVE THIS REGISTER FOR PAYMENT WITH EXCEPTIONS LISTED BELOW OR PREVIOUSLY DOCUMENTED.
 THE TOTAL 80,677.42 - EQUALS THE WEEKLY LOG SHEET TOTALS AS ADJUSTED.

5-5-18
 DATE

Tracey
 COUNTY ADMINISTRATOR

Charles R. Clayton

CHECK#	VEND#	VENDOR	CLASS	DATE	AMOUNT	DISCOUNT
55983	283	ADAMS PATRICIA M	000	5/15/2018	134.00	.00
55984	472	BAKER LEROY	000	5/15/2018	75.00	.00
55985	139	BENCHMARK COMMUNITY BANK	000	5/15/2018	966.79	.00
55986	48	BILLY'S AUTO SERVICE CENT	000	5/15/2018	321.48	.00
55987	8	BMS DIRECT	000	5/15/2018	3,418.21	.00
55988	788	BROWN BROTHER'S ROOFING	000	5/15/2018	175.00	.00
55989	371	BUG BUSTERS PEST CONT, INC	000	5/15/2018	248.00	.00
55990	746	CANON SOLUTIONS AMERICA	000	5/15/2018	40.00	.00
55991	10	CENTURYLINK ANALOG	000	5/15/2018	2,984.91	.00
55992	377	CLARK NICOLE A.	000	5/15/2018	54.50	.00
55993	53	CLEMENT DIANA W	000	5/15/2018	918.00	.00
55994	52	CLEMENT ROBERT E	000	5/15/2018	1,188.64	.00
55995	293	COMMISSIONER OF THE	000	5/15/2018	450.00	.00
55996	999999	COMMISSIONER OF THE	000	5/15/2018	275.00	.00
55997	58	COWAN GATES PC	000	5/15/2018	3,167.68	.00
55998	119	DATA CARE, INC.	000	5/15/2018	219.98	.00
55999	45	DMV	000	5/15/2018	10.00	.00
56000	999999	DOLAN JOHN HENRY JR	000	5/15/2018	14.40	.00
56001	46	DOMINION ENERGY VIRGINIA	000	5/15/2018	944.42	.00
56002	685	EDMUNDS WASTE REMOVAL, INC	000	5/15/2018	195.00	.00
56003	39	ELLIOTT JAMES W	000	5/15/2018	1,120.00	.00
56004	62	EPES SUPPLY COMPANY	000	5/15/2018	551.76	.00
56005	568	ERBY GORDON F.	000	5/15/2018	450.00	.00
56006	642	FARMVILLE NEWSMEDIA	000	5/15/2018	42.00	.00
56007	66	FUEL FREEDOM CARD	000	5/15/2018	2,563.29	.00
56008	645	GARRETT CHRISTOPHER DBA	000	5/15/2018	1,225.00	.00
56009	67	GCR COMPANY	000	5/15/2018	4,838.00	.00
56010	728	HUGHES CENTER, THE	000	5/15/2018	75.10	.00
56011	355	KENBRIDGE BODY SHOP	000	5/15/2018	989.38	.00
56012	78	KENBRIDGE OFFICE SUPPLY	000	5/15/2018	61.10	.00
56013	77	KENBRIDGE OFFICE SUPPLY	000	5/15/2018	288.06	.00
56014	77	KENBRIDGE SUPPLY COMPANY	000	5/15/2018	160.00	.00
56015	286	KEY OFFICE SUPPLY INC	000	5/15/2018	489.17	.00
56016	681	MATTHEWS SANITATION	000	5/15/2018	28,375.00	.00
56017	88	MSAG LLC	000	5/15/2018	406.78	.00
56018	90	NEW GENERATION	000	5/15/2018	100.00	.00
56019	91	OFFICE DEPOT INC	000	5/15/2018	27.95	.00
56020	360	PEGRAM, PHILLIP	000	5/15/2018	19.28	.00
56021	275	PETTY DARLENE DBA	000	5/15/2018	6,525.00	.00
56022	94	PETTY CASH FUND	000	5/15/2018	66.18	.00
56023	96	PIEDMONT REGIONAL JUV.	000	5/15/2018	326.24	.00
56024	135	PRYOR MILDRED F	000	5/15/2018	190.00	.00
56025	686	SOUTHSIDE ELECTRIC COOP	000	5/15/2018	168.11	.00
56026	344	SOUTHSIDE REG. JUV. GROUP	000	5/15/2018	466.80	.00
56027	134	TOWN OF BLACKSTONE	000	5/15/2018	25.08	.00
56028	999999	TURNING POINT HEALING RET	000	5/15/2018	20.00	.00
56029	612	VALTA	000	5/15/2018	145.14	.00
56030	113	VERIZON	000	5/15/2018	459.60	.00
56031	114	VICTORIA AUTOMOTIVE	000	5/15/2018	18.28	.00
56032	117	WALLACE AUTO PARTS	000	5/15/2018	100.00	.00
56033	361	WARD ANDREW S.	000	5/15/2018	66,368.31	.00
		CLASS TOTAL			66,368.31	
		ACH TOTAL			.00	
		CHECK TOTAL			66,368.31	
		FINAL TOTAL			66,368.31	.00

5-15-18

Magnum

5-15-18

Charles R. Stanton

I HEREBY APPROVE THIS REGISTER FOR PAYMENT WITH EXCEPTIONS LISTED BELOW OR PREVIOUSLY DOCUMENTED.
THE TOTAL 66,368.31 - EQUALS THE WEEKLY LOG SHEET TOTALS AS ADJUSTED.

5-15-18
DATE

5-15-18

Maryn Hill
COUNTY ADMINISTRATOR

Charles R. Stoyton

U.S. Bank Wires

School Bond - Note Payments

AP040 5/15/2018

LUNENBURG COUNTY

ACCOUNTS PAYABLE EDIT COMPANY # - 001 BATCH# - 324 PAGE 1

ACCOUNTING PERIOD - 2018/05

VEND. NO. 000283 ADAMS PATRICIA M

G/L ACCT. NO.

INVOICE DATE

DUE DATE

GROSS AMOUNT

DESC /CLS

PO. NO.

SEQ. NO.

INVOICE TOTAL

5/08/2018 5/15/2018 134.00 000 MEDICARE PART B 420

000472 BAKER LEROY

5/10/2018 5/15/2018 75.00 000 AIRPORT MGR STI 40

INVOICE TOTAL

5/10/2018 5/15/2018 19.95 000 MISC COUNTY EXP 940

000139 BENCHMARK COMMUNITY BANK

5/10/2018 5/15/2018 39.75 000 MISC COUNTY EXP 950

000139 BENCHMARK COMMUNITY BANK

5/10/2018 5/15/2018 20.87 000 MISC COUNTY EXP 960

000139 BENCHMARK COMMUNITY BANK

5/10/2018 5/15/2018 36.07 000 MISC COUNTY EXP 970

000139 BENCHMARK COMMUNITY BANK

5/10/2018 5/15/2018 41.20 000 MISC COUNTY EXP 980

000139 BENCHMARK COMMUNITY BANK

5/10/2018 5/15/2018 89.99 000 MISC COUNTY EXP 990

000139 BENCHMARK COMMUNITY BANK

5/10/2018 5/15/2018 45.16 000 MISC COUNTY EXP 1000

000139 BENCHMARK COMMUNITY BANK

5/10/2018 5/15/2018 45.16 000 MISC COUNTY EXP 1010

000139 BENCHMARK COMMUNITY BANK

5/10/2018 5/15/2018 628.64 000 MISC COUNTY EXP 1020

INVOICE TOTAL

966.79 .00 966.79

000692 BENCHMARK WIRING ACCOUNT

5/10/2018 5/15/2018 80000.00 SCHL BD/JUNE18/ 1050

000692 BENCHMARK WIRING ACCOUNT

5/10/2018 5/15/2018 31196.25 SCHL BD/JUNE18/ 1060

INVOICE TOTAL

111196.25 .00 111196.25

000692 BENCHMARK WIRING ACCOUNT

5/10/2018 5/15/2018 44625.00 SCHL BD/JUNE18/ 1040

INVOICE TOTAL

44625.00 .00 44625.00

000048 BILLY'S AUTO SERVICE CENT

5/07/2018 5/15/2018 321.48 '05 EXPLORER 220

INVOICE TOTAL

321.48 .00 321.48

000008 BMS DIRECT

4/30/2018 5/15/2018 1514.18 MW75 600

INVOICE TOTAL

1514.18 .00 1514.18

000008 BMS DIRECT

4/30/2018 5/15/2018 1904.03 REAL EST BILLS/ 580

INVOICE TOTAL

1904.03 .00 1904.03

000788 BROWN BROTHER'S ROOFING

10/31/2018 5/15/2018 175.00 SHERIFF'S/REPAI 820

INVOICE TOTAL

175.00 .00 175.00

5-15-18

5-15-18

amsee

Charles R. Clayton

A/P CHECK REGISTER
Check Date - 5/31/2018

AP100B 5/31/2018 LUNENBURG COUNTY
TIME-12:19:59

CHECK#	VENDOR	CLASS	DATE	AMOUNT	DISCOUNT
56034	179 AFLAC	000	5/31/2018	1,217.18	.00
56035	711 ALLSTATE BENEFITS	000	5/31/2018	721.48	.00
56036	190 AMERIGAS	000	5/31/2018	579.04	.00
56037	177 ANTHEM BCBS	000	5/31/2018	23,712.00	.00
56038	8 BMS DIRECT	000	5/31/2018	110.00	.00
56039	746 CANON SOLUTIONS AMERICA	000	5/31/2018	26.15	.00
56040	101 CENTRA HEALTH INC.	000	5/31/2018	41,089.00	.00
56041	101 CENTRA HEALTH INC.	000	5/31/2018	5,434.00	.00
56042	675 CENTRAL DISTRICT COR	000	5/31/2018	20.00	.00
56043	10 CENTURYLINK ANALOG	000	5/31/2018	126.74	.00
56044	49 CENTURYLINK LONG DISTANCE	000	5/31/2018	500.40	.00
56045	643 CHARLOTTE PRINTING, LLC	000	5/31/2018	285.45	.00
56046	291 CHUCK'S AUTO&TRUCK REPAIR	000	5/31/2018	457.45	.00
56047	54 COBB TECHNOLOGIES INC	000	5/31/2018	122.48	.00
56048	293 COMMISSIONER OF THE Revenue	000	5/31/2018	350.00	.00
56049	119 DATACARE, INC.	000	5/31/2018	2,483.39	.00
56050	481 DE LAGE LANDEN	000	5/31/2018	137.00	.00
56051	191 DEARBORN NATIONAL LIFE	000	5/31/2018	165.90	.00
56052	259 DIAMOND PAPER COMPANY INC	000	5/31/2018	70.60	.00
56053	46 DOMINION ENERGY VIRGINIA	000	5/31/2018	2,986.76	.00
56054	330 ELECTION SYSTEMS &	000	5/31/2018	5,775.00	.00
56055	568 ERBY GORDON F.	000	5/31/2018	64.94	.00
56056	64 FIRST CITIZENS BANK	000	5/31/2018	646.06	.00
56057	645 GARRETT CHRISTOPHER DBA	000	5/31/2018	550.00	.00
56058	310 HEALTH EQUITY	000	5/31/2018	6,654.26	.00
56059	751 HEALTH EQUITY	000	5/31/2018	103.25	.00
56060	294 ID NETWORKS	000	5/31/2018	2,424.00	.00
56061	78 KENBRIDGE OFFICE SUPPLY	000	5/31/2018	220.20	.00
56062	77 KENBRIDGE SUPPLY COMPANY	000	5/31/2018	14.98	.00
56063	286 KEY OFFICE SUPPLY INC	000	5/31/2018	73.29	.00
56064	211 KIDS PEACE CORPORATION	000	5/31/2018	16,435.83	.00
56065	718 KIDS WORLD LEARNING CTR	000	5/31/2018	2,102.00	.00
56066	651 LEGALSHIELD	000	5/31/2018	18.95	.00
56067	999999 LEWIS ANGELA	000	5/31/2018	215.00	.00
56068	999999 LUNENBURG COUNTY PUBLIC	000	5/31/2018	8,347.75	.00
56069	649 MECKLENBURG ELECTRIC	000	5/31/2018	116.06	.00
56070	88 MSAG LLC	000	5/31/2018	489.17	.00
56071	275 PETTIT DARLENE DBA	000	5/31/2018	100.77	.00
56072	94 PETTY CASH FUND	000	5/31/2018	16.00	.00
56073	97 PITNEY BOWES	000	5/31/2018	520.99	.00
56074	136 PITNEY BOWES	000	5/31/2018	3,890.00	.00
56075	640 ROSE MARK DBA	000	5/31/2018	26.43	.00
56076	511 SOUTHERN OFFICE MACHINES	000	5/31/2018	16,800.00	.00
56077	710 THREE RIVERS TREATMENT	000	5/31/2018	16,408.00	.00
56078	134 TOWN OF BLACKSTONE	000	5/31/2018	1,519.56	.00
56079	220 TREASURER OF VIRGINIA	000	5/31/2018	1,371.00	.00
56080	755 TREASURER OF VIRGINIA	000	5/31/2018	78.15	.00
56081	507 VACORP	000	5/31/2018	1,850.00	.00
56082	183 VALIC	000	5/31/2018	1,105.22	.00
56083	111 VIRGINIA CREDIT UNION	000	5/31/2018	1,836.90	.00
56084	173 WILCO JANITORIAL SUPPLIES	000	5/31/2018	152,368.78	.00
	CLASS TOTAL			152,368.78	.00
	ACH TOTAL			.00	
	CHECK TOTAL			152,368.78	
	FINAL TOTAL			152,368.78	.00

Project - Courthouse Complex

licensing and Maintenance Fees

Software

911 Annual

Schools & Stand Alone HVAC Units - Classrooms

Postage

CSA

CSA

CSA

Treasurer

I HEREBY APPROVE THIS REGISTER FOR PAYMENT WITH EXCEPTIONS LISTED BELOW OR PREVIOUSLY DOCUMENTED.
THE TOTAL 152,368.78- EQUALS THE WEEKLY LOG SHEET TOTALS AS ADJUSTED.

Dracymbee

COUNTY ADMINISTRATOR

Charles R. Stayton

DATE

5-31-18

ACCOUNT NUMBER	ACCOUNT DESCRIPTION	PREVIOUS BALANCE	DEBIT	CREDIT	ENDING BALANCE
** Treasurer Accountability **					
100-0001	** Assets **				
100-0010	Cash in Office	2,000.00			2,000.00
100-0100	Petty Cash	400.00			400.00
100-0101	Benchmark Checking	7,159,220.83	2,091,380.06	1,995,669.88	7,254,931.01
100-0102	First Citizens - Extra Account				
100-0103	Caprin Investment - US Bank	1,159,464.46	910.11		1,160,374.57
100-0135	BB&T Checking				
100-0252	Benchmark-Landfill Mitigation	150,869.99	49.60		150,919.59
100-0253	First Citizens - School Food				
100-0253	First Citizens - School Textbook				
100-0355	SNAP Account - School Textbook				
100-0705	SNAP Account - QSCB TRANE				
100-0705	BB&T - IDA				
100-1252	Benchmark - School Food	60,628.98	15,171.88		75,800.86
100-1253	Benchmark - School Textbook	74,565.68	24.51		74,590.19
100-1355	SNAP Account - CHS Addition				
100-1705	Benchmark - IDA	559,164.90	183.84		559,348.74
	** Assets **	9,166,314.84	2,107,720.00	1,995,669.88	9,278,364.96
	TOTAL ASSETS	9,166,314.84	2,107,720.00	1,995,669.88	9,278,364.96
** Cash Balances **					
300-0100	General Fund Cash Balance	6,015,928.58	438,427.85	563,847.32	6,141,348.05
300-0132	Reassessment Fund Cash Balance	25,407.02	1,311.19		24,095.83
300-0135	Solid Waste Mgmt Cash Balance	414,547.41	12,234.81	15,459.04	417,771.64
300-0136	S/W Construction Cash Balance				
300-0137	Landfill Sites Cash Balance	709,831.64	983.89		708,847.75
300-0213	Law Library Cash Balance	21,510.69		58.90	21,569.59
300-0214	Asset Forfeiture Cash Balance	9,530.49		3.18	9,533.67
300-0215	E911 Cash Balance	527,651.53	9,668.46	37,254.15	555,237.22
300-0220	Cell Tower Cash Balance	32,458.80			32,458.80
300-0221	Airport Cash Balance	28,913.77	433.42	98.18	28,578.53
300-0225	Economic Development Cash Balance	214,102.99			214,102.99
300-0250	Economic Dev Grants Cash Balance	6,530.90			6,530.90
300-0252	School Cash Balance				
300-0252	School Food Cash Balance	60,628.98	1,266,927.15	1,266,927.15	
300-0253	School Textbook Cash Balance	74,565.68	15,171.88	15,171.88	75,800.86
300-0260	VPA Cash Balance				
300-0262	CSA Cash Balance				
300-0316	Fire/Rescue Cash Balance	92,461.11	78,916.58	24.51	35,469.85
300-0317	Project Lifesaver Cash Balance	4,072.50	127,020.01	78,916.58	4,072.50
300-0319	Voting Machine Cash Balance		56,991.26	127,020.01	
300-0320	Capital Outlay Cash Balance	100,000.00			100,000.00
300-0355	School Construction Cash Balance	280,000.00			280,000.00
300-0420	Debt Service Cash Balance	2,069.65			2,069.65
300-0701	Special Welfare Cash Balance	559,164.90			559,348.74
300-0705	IDA Cash Balance				
300-0715	Commonwealth Current Credit Account				
	** Cash Balances **	9,166,314.84	109,346.18	183.84	9,278,364.96
	TOTAL PRIOR YR FUND BALANCE	9,166,314.84	2,102,260.80	109,346.18	9,278,364.96
	TOTAL REVENUE		2,214,310.92	2,214,310.92	

LUNENBURG COUNTY
REVENUE SUMMARY
7/01/2017 - 4/30/2018

ACCT#	DESCRIPTION	BUDGET AMOUNT	APPR. AMOUNT	CURRENT AMOUNT	Y-T-D AMOUNT	BALANCE UNCOLLECTED
11011	** RE Taxes **	3,233,000.00	3,233,000.00	208,820.60	1,973,760.96	1,259,239.04
11020	** Public Service **	185,000.00	185,000.00	.00	130,992.18	54,007.82
11030	** Personal Property **	1,982,500.00	1,982,500.00	142,518.22	1,311,039.17	671,460.83
11040	** Machinery & Tools **	250,000.00	250,000.00	7,356.55	179,137.27	70,862.73
11050	** Merchant's Capital **	68,500.00	68,500.00	1,573.10	46,176.70	22,323.30
11060	** Penalties & Interest **	100,000.00	100,000.00	7,407.20	77,572.46	22,427.54
12010	** Local Sales & Use Taxes **	360,000.00	360,000.00	34,075.95	279,280.15	80,719.85
12020	** Consumer Utility Taxes **	22,000.00	22,000.00	1,920.47	18,981.91	3,018.09
12070	** Taxes on Recordation & Wills **	52,000.00	52,000.00	5,436.45	75,521.71	23,521.71
13010	** Animal Licenses **	10,000.00	10,000.00	1,250.00	9,990.00	10.00
13020	** Animal Fines & Kennel Fees **	3,000.00	3,000.00	425.00	3,951.00	951.00
13030	** Permits & Other Licenses **	24,100.00	24,100.00	2,266.87	21,318.41	2,781.59
13033	** Local Landfill Revenue **	205,000.00	205,000.00	9,799.18	78,201.34	126,798.66
14010	** Fines & Forfeitures **	59,100.00	59,100.00	5,516.79	45,282.32	13,817.68
14040	** Processing Fees **	1,500.00	1,500.00	200.54	1,144.79	355.21
15010	** Revenue From Use of Money **	20,000.00	20,000.00	3,374.54	32,607.24	12,607.24
15020	** Revenue From Use of Property **	31,500.00	31,500.00	874.79	24,674.54	6,825.46
16010	** Court Costs **	3,546.00	3,546.00	608.27	3,357.20	188.80
16020	** Charges Commonwealth Attorney **	1,500.00	1,500.00	229.16	1,186.24	313.76
18030	** Refunds **	.00	.00	.00	5,369.88	5,369.88
18990	** Miscellaneous Revenue **	27,233.00	27,233.00	8,424.42	45,276.15	18,043.15
22010	** Non-Cateforical Aid **	1,077,332.00	1,077,332.00	3,929.53	1,029,485.66	47,846.34
23010	** Commonwealth's Attorney **	216,286.00	216,286.00	19,263.75	144,787.04	71,498.96
23020	** Sheriff **	719,546.00	719,546.00	60,694.81	532,350.42	187,195.58
23030	** Commissioner of Revenue **	78,968.00	78,968.00	6,489.93	59,618.78	19,349.22
23040	** Treasurer **	82,002.00	82,002.00	6,891.00	60,337.62	21,664.38
23060	** Registrar **	38,000.00	38,000.00	.00	.00	38,000.00
23070	** Clerk of Circuit Court **	185,170.00	185,170.00	17,982.48	160,472.42	24,697.58
24010	** Public Safety **	86,350.00	86,350.00	20,130.89	47,080.84	39,269.16
24020	** Fire and Rescue Services **	37,000.00	37,000.00	.00	43,818.24	6,818.24
33010	** Public Safety **	82,500.00	82,500.00	.00	74,929.82	7,570.18
41050	** Transfers In **	430,714.00	430,714.00	.00	.00	430,714.00
--FUND TOTAL--		9,673,347.00	9,673,347.00	577,460.49	6,517,702.46	3,155,644.54

FUND #-135

12020	** Solid Waste Mgmt **	175,000.00	175,000.00	15,409.44	138,418.93	36,581.07
24030	** Public Works **	6,000.00	6,000.00	.00	7,094.00	1,094.00
--FUND TOTAL--		181,000.00	181,000.00	15,409.44	145,512.93	35,487.07

FUND #-137

41050	** Transfers In **	408,330.00	408,330.00	.00	.00	408,330.00
--FUND TOTAL--		408,330.00	408,330.00	.00	.00	408,330.00

LUNENBURG COUNTY
REVENUE SUMMARY
7/01/2017 - 4/30/2018

ACCT#	DESCRIPTION	BUDGET AMOUNT	APPR. AMOUNT	CURRENT AMOUNT	Y-T-D AMOUNT	BALANCE UNCOLLECTED
FUND #-213						
16010	** Court Costs **	1,000.00	1,000.00	58.90	475.30	524.70 52.47
	--FUND TOTAL--	1,000.00	1,000.00	58.90	475.30	524.70 52.47
FUND #-214						
15010	** Interest **	.00	.00	3.18	32.18	32.18- 100.00-
24010	** Asset Forfeiture - State **	.00	.00	.00	2,282.66	2,282.66- 100.00-
	--FUND TOTAL--	.00	.00	3.18	2,314.84	2,314.84- 100.00-
FUND #-215						
22013	** Communications Tax **	346,830.00	346,830.00	37,254.15	180,693.66	166,136.34 47.90
41050	** Transfers In **	15,000.00	15,000.00	.00	.00	15,000.00 100.00
	--FUND TOTAL--	361,830.00	361,830.00	37,254.15	180,693.66	181,136.34 50.06
FUND #-221						
15020	** Revenue from Use of Property **	12,300.00	12,300.00	98.18	6,247.65	6,052.35 49.20
18990	** Miscellaneous Revenue **	3,000.00	3,000.00	.00	3,000.00	.00
24090	** Airport Grant **	40,500.00	40,500.00	.00	29,149.00	.00
41050	** Transfers In **	12,200.00	12,200.00	.00	1,004.58	11,351.00 28.02
	--FUND TOTAL--	68,000.00	68,000.00	98.18	39,401.23	28,598.77 42.05
FUND #-225						
18990	** Local Revenue **	.00	.00	.00	196,369.00	196,369.00- 100.00-
	--FUND TOTAL--	.00	.00	.00	196,369.00	196,369.00- 100.00-
FUND #-226						
18990	** Miscellaneous Revenue **	16,170.00	16,170.00	.00	.00	16,170.00 100.00
24090	** Tobacco Grants **	459,000.00	459,000.00	.00	.00	459,000.00 100.00
33071	** VDOT TEA21 Grants **	69,490.00	69,490.00	.00	.00	69,490.00 100.00
41050	** Transfers In **	34,830.00	34,830.00	.00	.00	34,830.00 100.00
	--FUND TOTAL--	579,490.00	579,490.00	.00	.00	579,490.00 100.00
FUND #-250						
16180	** Charges for Education **	468,724.00	468,724.00	62,423.17	112,035.45	356,688.55 76.09
24100	** Education-State **	11,308,260.00	11,308,260.00	982,622.38	8,552,797.94	2,755,462.06 24.36
33080	** Education-Federal **	1,842,609.00	1,842,609.00	62,143.42	632,650.64	1,209,958.36 65.66

ACCT#	DESCRIPTION	BUDGET AMOUNT	APPR. AMOUNT	CURRENT AMOUNT	Y-T-D AMOUNT	BALANCE UNCOLLECTED
41050	** Transfers In **	3,540,000.00	3,540,000.00	92,786.83	2,091,242.19	1,448,757.81
	--FUND TOTAL--	17,159,593.00	17,159,593.00	1,199,975.80	11,388,726.22	5,770,866.78
	FUND #-252					33.63
15010	** Revenue from Use of Money **	.00	.00	29.84	202.18	202.18
16180	** Charges for Education **	.00	.00	7,407.28	137,180.99	137,180.99
24100	School Food State	.00	.00	801.40	11,471.40	11,471.40
33080	School Food Federal	.00	.00	66,149.95	465,428.47	465,428.47
41050	** Transfers In **	.00	.00	.00	10,000.00	10,000.00
	--FUND TOTAL--	.00	.00	74,388.47	624,283.04	624,283.04
	FUND #-253					100.00
15010	** Revenue from Use of Money **	.00	.00	24.51	230.19	230.19
	--FUND TOTAL--	.00	.00	24.51	230.19	230.19
	FUND #-260					100.00
16110	** Charges for Welfare/Soc Serv **	.00	.00	.00	305.00	305.00
24060	** Welfare & Social Serv-State **	400,000.00	400,000.00	26,242.21	261,209.79	138,790.21
33010	** Welfare & Social Serv - Fed **	600,000.00	600,000.00	37,970.12	389,793.08	210,206.92
41050	** Transfers In **	147,000.00	147,000.00	14,704.25	117,935.99	29,064.01
	--FUND TOTAL--	1,147,000.00	1,147,000.00	78,916.58	769,243.86	377,756.14
	FUND #-262					32.93
16110	** CSA - Local **	5,000.00	5,000.00	6.77	5,570.70	570.70
24060	** CSA - State **	800,000.00	800,000.00	127,013.24	596,062.82	203,937.18
41050	** Transfers In **	210,000.00	210,000.00	89,135.97	159,089.67	50,910.33
	--FUND TOTAL--	1,015,000.00	1,015,000.00	37,884.04	760,723.19	254,276.81
	FUND #-316					25.05
41050	** Transfers In **	115,000.00	115,000.00	.00	115,000.00	.00
	--FUND TOTAL--	115,000.00	115,000.00	.00	115,000.00	.00
	FUND #-317					.00
16990	Project Lifesaver	800.00	800.00	.00	395.00	405.00
	--FUND TOTAL--	800.00	800.00	.00	395.00	405.00
	FUND #-317					50.62

5/25/2018

GL060AA

LUNENBURG COUNTY
REVENUE SUMMARY
7/01/2017 - 4/30/2018

PAGE 4

TIME 16:03

ACCT#	DESCRIPTION	BUDGET AMOUNT	APPR. AMOUNT	CURRENT AMOUNT	Y-T-D AMOUNT	BALANCE UNCOLLECTED
FUND #-319						
41050	** Transfers In **	5,000.00	5,000.00	.00	4,812.41	187.59 3.75
	--FUND TOTAL--	5,000.00	5,000.00	.00	4,812.41	187.59 3.75
FUND #-320						
41050	** Transfers In **	100,000.00	100,000.00	.00	100,000.00	.00 .00
	--FUND TOTAL--	100,000.00	100,000.00	.00	100,000.00	.00 .00
FUND #-420						
33080	** Education **	599,890.00	599,890.00	.00	530,713.05	69,176.95 11.53
41050	** Transfers In **	986,110.00	986,110.00	.00	807,236.36	178,873.64 18.13
	--FUND TOTAL--	1,586,000.00	1,586,000.00	.00	1,337,949.41	248,050.59 15.64
FUND #-701						
18030	** Charges for Social Services **	.00	.00	.00	1,560.00	1,560.00- 100.00-
	--FUND TOTAL--	.00	.00	.00	1,560.00	1,560.00- 100.00-
FUND #-705						
15010	** Revenue from Use of Money **	.00	.00	183.84	936.21	936.21- 100.00-
15020	Equipment Lease Revenue	.00	.00	.00	18,000.00	18,000.00- 100.00-
18990	** Miscellaneous Revenue **	.00	.00	.00	704,420.00	704,420.00- 100.00-
	--FUND TOTAL--	.00	.00	183.84	723,356.21	723,356.21- 100.00-
FUND #-715						
18990	** Sheriff Fees **	.00	.00	1,212.18	7,487.73	7,487.73- 100.00-
23020	** Sheriff Fees-State **	.00	.00	.00	12.00	12.00- 100.00-
24000	** Estimated Taxes **	.00	.00	50,284.00	166,002.00	166,002.00- 100.00-
25000	** State Income Taxes **	.00	.00	57,850.00	62,093.45	62,093.45- 100.00-
	--FUND TOTAL--	.00	.00	109,346.18	235,595.18	235,595.18- 100.00-
	--FINAL TOTAL--	32,401,390.00	32,401,390.00	2,131,003.76	23,144,344.13	9,257,045.87 28.56

ACCT#	DESCRIPTION	BUDGET AMOUNT	APPR. AMOUNT	CURRENT AMOUNT	Y-T-D AMOUNT	ENCUMBRANCE AMOUNT	UNENCUMBERED BALANCE	% REMAINING
-------	-------------	---------------	--------------	----------------	--------------	--------------------	----------------------	-------------

FUND #-100

11100	** Board of Supervisors **	49,320.00	49,320.00	3,245.47	34,700.12	.00	14,619.88	29.64
12100	** County Administration **	230,205.00	230,205.00	18,084.62	188,513.79	.00	41,691.21	18.11
12210	** Professional Services **	102,000.00	102,000.00	3,219.45	71,572.64	.00	30,427.36	29.83
12310	** Commissioner of Revenue **	212,100.00	212,100.00	16,557.52	171,190.82	.00	40,909.18	19.28
12410	** Treasurer **	231,400.00	231,400.00	15,365.47	173,399.47	.00	58,000.53	25.06
12510	** Data Processing **	105,000.00	105,000.00	5,963.39	75,889.63	.00	29,110.37	27.72
13100	** Electoral Board **	33,670.00	33,670.00	581.65	18,804.93	.00	14,865.07	44.14
13200	** Registrar **	76,260.00	76,260.00	5,798.93	62,982.93	.00	13,277.07	17.41
21100	** Circuit Court **	12,000.00	12,000.00	57.29	707.04	.00	11,292.96	94.10
21200	** General District Court **	6,000.00	6,000.00	45.67	2,717.25	.00	3,282.75	54.71
21300	** Magistrate **	1,325.00	1,325.00	43.71	964.42	.00	360.58	27.21
21600	** Juvenile/Domestic Court **	84,050.00	84,050.00	6,738.61	65,196.21	.00	18,853.79	22.43
21700	** Clerk of Circuit Court **	274,400.00	274,400.00	21,768.87	221,976.55	.00	52,423.45	19.10
21710	** Library of VA Grant **	.00	.00	.00	9,674.00	.00	9,674.00	100.00
21752	** Clerk Technology Trust Funds **	.00	.00	.00	18,778.99	.00	18,778.99	100.00
21800	** Courthouse Security **	15,450.00	15,450.00	2,296.63	23,033.97	.00	7,583.97	49.08
21910	** Victim/Witness Coordinator **	69,720.00	69,720.00	5,645.91	54,165.22	.00	15,554.78	22.31
22100	** Commonwealth Attorney **	273,180.00	273,180.00	24,179.31	210,662.12	.00	62,517.88	22.88
31200	** Sheriff & Law Enforcement **	1,214,000.00	1,214,000.00	94,242.38	918,640.92	.00	295,359.08	24.32
32400	** Fire & Rescue Appropriations **	260,040.00	260,040.00	65,589.00	228,283.27	.00	31,756.73	12.21
33200	** Piedmont Regional Jail **	424,000.00	424,000.00	.00	265,519.71	.00	158,480.29	37.37
34000	** Building Official **	90,810.00	90,810.00	7,752.80	73,305.22	.00	17,504.78	19.27
35100	** Animal Control **	86,100.00	86,100.00	6,539.19	71,284.22	.00	14,815.78	17.20
43200	** Buildings & Grounds	219,250.00	219,250.00	13,066.21	172,055.11	.00	47,194.89	21.52
51200	** Health Dept Appropriation **	110,000.00	110,000.00	25,244.50	105,489.00	.00	4,511.00	4.10
51500	** Medical Examiner **	100.00	100.00	20.00	1,300.00	.00	1,200.00	200.00
52500	** Crossroads CSB Appropriation **	53,000.00	53,000.00	13,250.00	53,000.00	.00	.00	.00
52600	** STEPS Appropriation **	5,000.00	5,000.00	.00	5,000.00	.00	.00	.00
53600	** Madeline's House **	2,000.00	2,000.00	.00	2,000.00	.00	.00	.00
81100	** Planning **	21,500.00	21,500.00	.00	20,751.66	.00	748.34	3.48
81110	** Conditional Use Permits **	1,000.00	1,000.00	.00	1,167.51	.00	167.51	16.75
81200	** Community Development **	264,357.00	264,357.00	40,016.20	263,451.12	.00	905.88	.34
81500	** Econ/Community Development **	74,300.00	74,300.00	.00	6,930.36	.00	67,369.64	90.67
81600	** Industrial Dev. Authority **	49,000.00	49,000.00	.00	.00	.00	49,000.00	100.00
83000	** Cooperative Extension **	42,000.00	42,000.00	10,159.46	31,234.77	.00	10,765.23	25.63
91001	** Fringe Benefits **	78,500.00	78,500.00	505.00	79,041.07	.00	541.07	.68
91489	** DMV Stops Expense **	22,000.00	22,000.00	6,525.00	25,590.00	.00	3,590.00	16.31
94000	** Capital Improvements **	80,000.00	80,000.00	.00	76,715.40	.00	3,284.60	4.10
99000	** Transfers To Other Funds **	4,800,310.00	4,800,310.00	18,355.11	3,181,321.20	.00	1,618,988.80	33.72
--FUND TOTAL--		9,673,347.00	9,673,347.00	432,661.70	6,987,010.64	.00	2,686,336.36	27.77

FUND #-132

12320	Board of Equalization Wages	.00	.00	1,311.19	143,966.79	.00	143,966.79	100.00
--FUND TOTAL--		.00	.00	1,311.19	143,966.79	.00	143,966.79	100.00

5/25/2018

GL060AA

LUNEBURG COUNTY
EXPENDITURE SUMMARY
7/01/2017 - 4/30/2018

PAGE 6

TIME 16:03

ACCT# DESCRIPTION BUDGET AMOUNT APPR. AMOUNT CURRENT AMOUNT Y-T-D AMOUNT ENCUMBRANCE AMOUNT UNENCUMBERED BALANCE % REMAINING

FUND #-135

40423 ** Solid Waste Collection ** 181,000.00 181,000.00 12,087.95 124,018.04 .00 56,981.96 31.48
--FUND TOTAL-- 181,000.00 181,000.00 12,087.95 124,018.04 .00 56,981.96 31.48

FUND #-137

40427 ** Landfill Sites Expense ** 228,000.00 228,000.00 983.89 14,860.13 .00 213,139.87 93.48
99000 ** Transfers to Other Funds ** 180,330.00 180,330.00 .00 180,330.00 100.00
--FUND TOTAL-- 408,330.00 408,330.00 983.89 14,860.13 .00 393,469.87 96.36

FUND #-213

21900 ** Expenses ** 1,000.00 1,000.00 .00 1,000.00 100.00
--FUND TOTAL-- 1,000.00 1,000.00 .00 1,000.00 100.00

FUND #-214

91400 ** Asset Forfeiture ** .00 .00 .00 3,396.96 100.00
--FUND TOTAL-- .00 .00 .00 3,396.96 100.00

FUND #-215

31400 ** 911 & E911 Expenditures ** 246,830.00 246,830.00 9,629.40 114,128.95 .00 132,701.05 53.76
99000 ** Transfers to Other Funds ** 115,000.00 115,000.00 .00 115,000.00 .00
--FUND TOTAL-- 361,830.00 361,830.00 9,629.40 229,128.95 .00 132,701.05 36.67

FUND #-220

81110 Wireless Ecrow Expense .00 .00 .00 1,450.00 100.00
--FUND TOTAL-- .00 .00 .00 1,450.00 100.00

FUND #-221

40740 ** Airport ** 68,000.00 68,000.00 433.42 17,489.24 .00 50,510.76 74.28
--FUND TOTAL-- 68,000.00 68,000.00 433.42 17,489.24 .00 50,510.76 74.28

FUND #-225

81000 ** Econ Dev Expense Local ** .00 .00 .00 61,456.33 100.00
--FUND TOTAL-- .00 .00 .00 61,456.33 100.00

LUNENBURG COUNTY
EXPENDITURE SUMMARY
7/01/2017 - 4/30/2018

ACCT#	DESCRIPTION	BUDGET AMOUNT	APPR. AMOUNT	CURRENT AMOUNT	Y-T-D AMOUNT	ENCUMBRANCE AMOUNT	UNENCUMBERED BALANCE	% REMAINING
FUND #-226								
81518	**Lunenburg Ind Site KV Road**	20,000.00	20,000.00	.00	.00	.00	20,000.00	100.00
81519	**Site Readiness II TIC**	490,000.00	490,000.00	.00	.00	.00	490,000.00	100.00
81551	** Va Retreat CRIEHT Grant **	69,490.00	69,490.00	.00	6,962.31	.00	62,527.69	89.98
81552	** DECD GRANTS **	.00	.00	.00	5,175.50	.00	5,175.50	100.00
	--FUND TOTAL--	579,490.00	579,490.00	.00	12,137.81	.00	567,352.19	97.90
FUND #-250								
61000	Instruction	.00	.00	930,689.00	8,021,679.82	.00	8,021,679.82	100.00
61001	Regular/Local	17,159,593.00	17,159,593.00	.00	.00	.00	17,159,593.00	100.00
62000	Administration	.00	.00	61,661.59	626,772.95	.00	626,772.95	100.00
63000	Transportation	.00	.00	78,416.38	741,480.90	.00	741,480.90	100.00
64000	Operations & Maintenance	.00	.00	95,746.61	1,172,413.16	.00	1,172,413.16	100.00
67000	Capital Lease Principal	.00	.00	.00	380,000.00	.00	380,000.00	100.00
68000	School Technology	.00	.00	33,462.22	436,379.39	.00	436,379.39	100.00
99000	** Transfers to Other Funds **	.00	.00	.00	10,000.00	.00	10,000.00	100.00
	--FUND TOTAL--	17,159,593.00	17,159,593.00	1,199,975.80	11,388,726.22	.00	5,770,866.78	33.63
FUND #-252								
65100	School Food Expenditures	.00	.00	59,216.59	584,842.07	.00	584,842.07	100.00
	--FUND TOTAL--	.00	.00	59,216.59	584,842.07	.00	584,842.07	100.00
FUND #-253								
61000	School Textbook Expenditures	.00	.00	.00	16,130.67	.00	16,130.67	100.00
	--FUND TOTAL--	.00	.00	.00	16,130.67	.00	16,130.67	100.00
FUND #-260								
11000	Disbursements-State & Federal	455,900.00	455,900.00	30,640.39	283,763.34	.00	172,136.66	37.75
50000	** BASE **	691,100.00	691,100.00	48,191.72	485,489.25	.00	205,610.75	29.75
	--FUND TOTAL--	1,147,000.00	1,147,000.00	78,832.11	769,252.59	.00	377,747.41	32.93
FUND #-262								
53500	** CSA Fund Expense **	1,015,000.00	1,015,000.00	37,851.93	760,732.33	.00	254,267.67	25.05
	--FUND TOTAL--	1,015,000.00	1,015,000.00	37,851.93	760,732.33	.00	254,267.67	25.05
FUND #-316								
32400	** Emerg Services Capital Fund **	115,000.00	115,000.00	56,991.26	85,557.80	.00	29,442.20	25.60
	--FUND TOTAL--	115,000.00	115,000.00	56,991.26	85,557.80	.00	29,442.20	25.60

LUNENBURG COUNTY
EXPENDITURE SUMMARY
7/01/2017 - 4/30/2018

ACCT#	DESCRIPTION	BUDGET AMOUNT	APPR. AMOUNT	CURRENT AMOUNT	Y-T-D AMOUNT	ENCUMBRANCE AMOUNT	UNENCUMBERED BALANCE	% REMAINING
FUND # -317								
35700	Equipment Project Lifesaver	800.00	800.00	.00	226.79	.00	573.21	71.65
	--FUND TOTAL--	800.00	800.00	.00	226.79	.00	573.21	71.65
FUND # -319								
94440	** Voting Machine Fund **	.00	5,000.00	.00	4,812.41	.00	187.59	3.75
	--FUND TOTAL--	.00	5,000.00	.00	4,812.41	.00	187.59	3.75
FUND # -320								
94371	** Capital Outlay School **	100,000.00	100,000.00	.00	.00	.00	100,000.00	100.00
	--FUND TOTAL--	100,000.00	100,000.00	.00	.00	.00	100,000.00	100.00
FUND # -420								
95300	** Debt Service Courthouse **	515,000.00	515,000.00	.00	514,161.97	.00	838.03	.16
95310	** Debt Service School **	971,000.00	971,000.00	.00	823,787.44	.00	147,212.56	15.16
99000	** Transfer to Other Funds **	100,000.00	100,000.00	.00	100,000.00	.00	.00	.00
	--FUND TOTAL--	1,586,000.00	1,586,000.00	.00	1,437,949.41	.00	148,050.59	9.33
FUND # -701								
10000	** Special Welfare Expenses **	.00	.00	.00	3,974.14	.00	3,974.14	100.00
	--FUND TOTAL--	.00	.00	.00	3,974.14	.00	3,974.14	100.00
FUND # -705								
81600	** Industrial Dev Authority **	.00	.00	.00	243,585.66	.00	243,585.66	100.00
	--FUND TOTAL--	.00	.00	.00	243,585.66	.00	243,585.66	100.00
FUND # -715								
91900	** Remittances to Commonwealth **	.00	.00	109,346.18	235,595.18	.00	235,595.18	100.00
	--FUND TOTAL--	.00	.00	109,346.18	235,595.18	.00	235,595.18	100.00
	--FINAL TOTAL--	32,396,390.00	32,401,390.00	1,999,321.42	23,126,300.16	.00	9,275,089.84	28.62

6/06/2018
8:11:29

-TREASURER TAX COLLECTION RATE SCHEDULE REPORT-
THRU 5/31/2018

DEPT	H	CLS	TAXES	PPTRA	ABATEMENTS	NET TAX	PAYMENTS	OTHER ADJS	NET PAYMENTS	NET A/R	PAGE
RE2011	1	RE	3179753.87		3703.76-	3176050.11	3129084.66-	44417.73-	3173502.39-	2547.72	TR712
HALF	TOTALS=		32.40		3703.76-	3176082.51	32.40-	44417.73-	32.40-	2547.72	%COLLECTED
DEPT	TOTALS=		3179786.27		3703.76-	3176082.51	3129117.06-	44417.73-	3173534.79-	2547.72	
RE2012	1	RE	1600051.66		3676.46-	1596375.20	1586149.07-	9145.60-	1595294.67-	1080.53	
HALF	TOTALS=		1600051.66		3676.46-	1596375.20	1586149.07-	9145.60-	1595294.67-	1080.53	
2	R2	TOTALS=	1604714.92		7011.79-	1597703.13	1595932.75-	664.60-	1596597.35-	1105.78	
DEPT	TOTALS=		3204766.58		7011.79-	1597703.13	1595932.75-	664.60-	1596597.35-	1105.78	
RE2013	1	RE	1615975.85		10688.25-	3194078.33	3182081.82-	9810.20-	3191892.02-	2186.31	
HALF	TOTALS=		1615975.85		7652.80-	1608323.05	1592215.14-	14772.52-	1606987.66-	1335.39	
2	R2	TOTALS=	1615710.67		7652.80-	1608323.05	1592215.14-	14772.52-	1606987.66-	1335.39	
DEPT	TOTALS=		3231686.52		8899.41-	1606811.26	1603799.58-	1657.17-	1605456.75-	1354.51	
RE2014	1	RE	1621662.15		8899.41-	1606811.26	1603799.58-	1657.17-	1605456.75-	1354.51	
HALF	TOTALS=		1621662.15		16552.21-	3215134.31	3196014.72-	16429.69-	3212444.41-	2689.90	
2	R2	TOTALS=	1617319.15		5053.32-	1616608.83	1602825.56-	12265.17-	1615090.73-	1518.10	
DEPT	TOTALS=		323891.30		5053.32-	1616608.83	1602825.56-	12265.17-	1615090.73-	1518.10	
RE2015	1	RE	1632536.00		6491.18-	1610827.97	1607906.65-	1290.85-	1609197.50-	1630.47	
HALF	TOTALS=		1632536.00		6491.18-	1610827.97	1607906.65-	1290.85-	1609197.50-	1630.47	
2	R2	TOTALS=	1624504.36		11544.50-	3227436.80	3210732.21-	13556.02-	3224288.23-	1630.47	
DEPT	TOTALS=		3257040.36		4152.15-	1628383.85	1613171.97-	11933.22-	1625105.19-	1630.47	
RE2016	1	RE	1639263.91		4152.15-	1628383.85	1613171.97-	11933.22-	1625105.19-	1630.47	
HALF	TOTALS=		1639263.91		4750.84-	1619753.52	1612875.65-	2155.70-	1615031.35-	1630.47	
2	R2	TOTALS=	1630250.23		4750.84-	1619753.52	1612875.65-	2155.70-	1615031.35-	1630.47	
DEPT	TOTALS=		3269514.14		8902.99-	3248137.37	3226047.62-	14088.92-	3240136.54-	1630.47	
RE2017	1	RE	1642990.87		5175.58-	1634088.33	1603318.66-	15474.38-	1618793.04-	8000.83	
HALF	TOTALS=		1642990.87		5175.58-	1634088.33	1603318.66-	15474.38-	1618793.04-	8000.83	
2	R2	TOTALS=	1643267.95		6202.55-	1624047.68	1599227.74-	2798.83-	1602026.57-	15295.29	
DEPT	TOTALS=		3286258.82		6202.55-	1624047.68	1599227.74-	2798.83-	1602026.57-	15295.29	
RE2017	1	RE	1642990.87		11378.13-	3258136.01	3202546.40-	18273.21-	3220819.61-	22021.11	
HALF	TOTALS=		1642990.87		3109.13-	1639881.74	1590831.31-	12785.71-	1603617.02-	22021.11	
2	R2	TOTALS=	1643267.95		3109.13-	1639881.74	1590831.31-	12785.71-	1603617.02-	22021.11	
DEPT	TOTALS=		3286258.82		4357.94-	1638910.01	1584073.74-	1881.56-	1585955.30-	22021.11	
RE2017	1	RE	1642990.87		4357.94-	1638910.01	1584073.74-	1881.56-	1585955.30-	22021.11	
HALF	TOTALS=		1642990.87		4357.94-	1638910.01	1584073.74-	1881.56-	1585955.30-	22021.11	
2	R2	TOTALS=	1643267.95		7467.07-	3278791.75	3174905.05-	14667.27-	3189572.32-	89219.43	
DEPT	TOTALS=		3286258.82		7467.07-	3278791.75	3174905.05-	14667.27-	3189572.32-	89219.43	

6/06/2018
8:11:29

-TREASURER TAX COLLECTION RATE SCHEDULE REPORT-
THRU 5/31/2018

DEPT H CLS	TAXES	PPTRA	ABATEMENTS	NET TAX	PAYMENTS	OTHER ADJS	NET PAYMENTS	NET A/R	PAGE
RE2018 1 RE	1746313.47		2439.55-	1743873.92	1062803.32-	9978.59-	1072781.91-	671092.01	TR712
HALF TOTALS=	1746313.47		2439.55-	1743873.92	1062803.32-	9978.59-	1072781.91-	671092.01	%COLLECTED
2 R2	1746313.47		2469.21-	1743844.26	94676.36-	3056.20-	97732.56-	1646111.70	61.52
HALF TOTALS=	1746313.47		2469.21-	1743844.26	94676.36-	3056.20-	97732.56-	1646111.70	61.52
DEPT TOTALS=	3492626.94		4908.76-	3487718.18	1157479.68-	13034.79-	1170514.47-	2317203.71	5.60
RE TOTALS =	26160660.93		75145.67-	26085515.26	23478924.56-	144277.83-	23623202.39-	2462312.87	33.56
COMP TOTALS=	26160660.93		75145.67-	26085515.26	23478924.56-	144277.83-	23623202.39-	2462312.87	90.56

6/06/2018
8:12:39

-TREASURER TAX COLLECTION RATE SCHEDULE REPORT-
THRU 5/31/2018

PAGE 1
TR712
%COLLECTED

DEPT	H	CLS	TAXES	PPTRA	ABATEMENTS	NET TAX	PAYMENTS	OTHER ADJS	NET PAYMENTS	NET A/R
PP2013	1	MH	12244.29		608.38-	11635.91	11179.35-	139.83-	11319.18-	316.73
	1	MR	35893.84		1055.40-	34838.44	34689.02-	24.02-	34713.04-	125.40
	1	MT	129755.06		951.09-	128803.97	119443.48-	30.00-	119473.48-	9330.49
	1	PP	1429417.46	517835.18-	70133.77-	841448.51	824779.30-	3905.17-	828684.47-	12764.04
	1	VL	260600.00		33752.80-	226847.20	220764.72-	700.99-	221465.71-	5381.49
	1	XX	742.35		742.35	742.35	742.35-		742.35-	
HALF TOTALS=			1868653.00	517835.18-	106501.44-	1244316.38	1211598.22-	4800.01-	1216398.23-	27918.15
	2	H2	12002.98		437.38-	11565.60	11226.07-	12.35-	11238.42-	327.18
	2	PP	405.36	31.82-	373.54	373.54	373.54-		373.54-	
	2	P2	1432125.02	520643.74-	72321.44-	839159.84	825792.60-	1190.59	824602.01-	14557.83
	2	R2	36122.82		589.80-	35533.02	35407.62-		35407.62-	125.40
	2	T2	132426.10		951.06-	131475.04	122144.57-		122144.57-	9330.47
	2	VL	7590.00		200.00-	7390.00	7386.54-	21.54	7365.00-	25.00
	2	X2	742.35		742.35	742.35	742.35-		742.35-	
HALF TOTALS=			1621414.63	520675.56-	74499.68-	1026239.39	1003073.29-	1199.78	1001873.51-	24365.88
DEPT TOTALS=			3490067.63	1038510.74-	181001.12-	2270555.77	2214671.51-	3600.23-	2218271.74-	52284.03
PP2014	1	MH	12073.86		330.22-	11743.64	11321.86-	135.26-	11457.12-	286.52
	1	MR	40972.52		929.94-	40042.58	40010.32-	15.16-	40025.48-	17.10
	1	MT	147418.32		1130.48-	146287.84	137855.11-	881.10	136974.01-	9313.83
	1	PP	1442787.62	523211.01-	58881.48-	860695.13	840281.64-	3236.44-	843518.08-	17177.05
	1	VL	236725.00		5920.00-	230805.00	224527.59-	584.74-	225112.33-	5692.67
	1	XX	702.45		702.45	702.45	702.45-		702.45-	
HALF TOTALS=			1880679.77	523211.01-	67192.12-	1290276.64	1254698.97-	3090.50-	1257789.47-	32487.17
	2	H2	12073.85		330.22-	11743.63	11383.01-	48.45-	11431.46-	312.17
	2	P2	1437984.65	523778.74-	56002.84-	858203.07	838764.34-	121.13	838643.21-	19559.86
	2	R2	40547.47		464.34-	40083.13	39986.83-		39986.83-	96.30
	2	T2	144065.53		1130.48-	142935.05	133621.22-		133621.22-	9313.83
	2	X2	702.45		702.45	702.45	702.45-		702.45-	
HALF TOTALS=			1635373.95	523778.74-	57927.88-	1053667.33	1024457.85-	72.68	1024385.17-	29282.16
DEPT TOTALS=			3516053.72	1046989.75-	125120.00-	2343943.97	2279156.82-	3017.82-	2282174.64-	61769.33
PP2015	1	MH	12065.77		251.56-	11814.21	11304.93-	163.10-	11468.03-	346.18
	1	MR	41822.20		3167.59-	38654.61	38565.65-	77.86-	38643.51-	11.10
	1	MT	152155.17		4416.08-	147739.09	138668.26-		138668.26-	9070.83
	1	PP	1470338.46	532048.91-	44036.36-	895253.19	866220.42-	3843.71-	870064.13-	25189.06
	1	VL	237590.00		7240.00-	230350.00	224517.60-	537.05-	225054.65-	5295.35
	1	XX	736.74		320.77-	415.97	415.97-		415.97-	
HALF TOTALS=			1915708.34	532048.91-	59432.36-	1324227.07	1279692.83-	4621.72-	1284314.55-	39912.52
	2	H2	12053.20		251.56-	11801.64	11378.92-	58.92-	11437.84-	363.80
	2	P2	1452571.92	527714.62-	40276.71-	884580.59	856072.47-	1490.19-	857562.66-	27017.93
	2	R2	41292.52		2701.98-	38590.54	38575.42-	4.02-	38579.44-	11.10
	2	T2	143082.42		4416.08-	138666.34	129570.31-		129570.31-	9096.03
	2	X2	736.73		320.76-	415.97	415.97-		415.97-	
HALF TOTALS=			1649736.79	527714.62-	47967.09-	1074055.08	1036013.09-	1553.13-	1037566.22-	36488.86
DEPT TOTALS=			3565445.13	1059763.53-	107399.45-	2398282.15	2315705.92-	6174.85-	2321880.77-	76401.38
PP2016	1	MH	12239.78		114.19-	12125.59	11377.58-	214.24-	11591.82-	533.77

6/06/2018
8:12:39

-TREASURER TAX COLLECTION RATE SCHEDULE REPORT-
THRU 5/31/2018

DEPT	H	CLS	TAXES	PPTRA	ABATEMENTS	NET TAX	PAYMENTS	OTHER ADJS	NET PAYMENTS	NET A/R
PP2016	1	MR	38011.08		935.65-	37075.43	36881.63-	175.74-	37057.37-	18.06
	1	MT	162468.35		1373.88-	161094.47	148776.46-	1211.08-	149987.54-	11106.93
	1	PP	1539256.82	527426.70-	36864.97-	974965.15	937871.75-	8984.91-	946856.66-	28108.49
	1	VL	234660.00		4890.00-	229770.00	223310.19-	1091.72-	224401.91-	5368.09
	1	XX	458.85			458.85	458.85-		458.85-	100.00
HALF TOTALS=			1987094.88	527426.70-	44178.69-	1415489.49	1358676.46-	11677.69-	1370354.15-	45135.34
	2	H2	12224.91		114.19-	12110.72	11527.17-	5.79	11521.34-	589.38
	2	P2	1525868.82	523338.64-	36723.79-	965806.39	932150.07-	1262.96-	933413.03-	32393.36
	2	R2	38010.77		935.64-	37075.13	37040.64-	16.43-	37057.07-	18.06
	2	T2	158029.62		1373.88-	156655.74	145423.79-		145423.79-	11231.95
	2	VL	175.00			175.00	175.00-		175.00-	100.00
	2	X2	458.85			458.85	458.85-		458.85-	100.00
HALF TOTALS=			1734767.97	523338.64-	39147.50-	1172281.83	1126775.48-	1273.60-	1128049.08-	44232.75
DEPT TOTALS=			3721862.85	1050765.34-	83326.19-	2587771.32	2485451.94-	12951.29-	2498403.23-	89368.09
PP2017	1	MH	12858.12		236.36-	12621.76	11731.48-	258.23-	11989.71-	632.05
	1	MR	42441.11		76.28-	42364.83	42178.84-	156.89-	42335.73-	29.10
	1	MT	171927.14		31.50-	171895.64	161363.52-	209.17-	161572.69-	10322.95
	1	PP	1605878.35	529023.91-	32298.80-	1044555.64	999100.63-	8483.91-	1007584.54-	36971.10
	1	VL	241415.00		5070.00-	236345.00	225329.46-	961.52-	226290.98-	95.75
	1	XX	458.85			458.85	458.85-		458.85-	100.00
HALF TOTALS=			2074978.57	529023.91-	37712.94-	1508241.72	1440162.78-	10069.72-	1450232.50-	58009.22
	2	H2	12726.96		105.26-	12621.70	11401.33-	207.87-	11609.20-	1012.50
	2	P2	1595034.45	527937.08-	25149.97-	1041947.40	978621.28-	1064.16-	979685.44-	62261.96
	2	R2	42408.50		43.94-	42364.56	42210.56-	9.60-	42220.16-	144.40
	2	T2	163971.52		31.50-	163940.02	155281.18-		155281.18-	8658.84
	2	X2	458.85			458.85	458.85-		458.85-	100.00
HALF TOTALS=			1814600.28	527937.08-	25330.67-	1261332.53	1187973.20-	1281.63-	1189254.83-	72077.70
DEPT TOTALS=			3889578.85	1056960.99-	63043.61-	2769574.25	2628135.98-	11351.35-	2639487.33-	130086.92
PP2018	1	MH	11543.46		31.73-	11511.73	5841.09-	146.72-	5987.81-	5523.92
	1	MR	44095.29		3367.51-	40727.78	6614.73-	77.94-	6692.67-	34035.11
	1	MT	167475.55		5995.91-	161479.64	72596.10-	63.01-	72659.11-	88820.53
	1	PP	1610572.96	526722.93-	18950.97-	1064899.06	444756.89-	8223.65-	452980.54-	611918.52
	1	VL	247110.00		3155.00-	243955.00	91959.50-	1204.10-	93163.60-	150791.40
	1	XX	894.60		330.75-	563.85	563.85-		563.85-	38.19
HALF TOTALS=			2081691.86	526722.93-	31831.87-	1523137.06	621768.31-	9715.42-	631483.73-	891653.33
	2	H2	11543.25		31.73-	11511.52	1085.46-	20.80-	1106.26-	10405.26
	2	P2	1610481.85	526654.70-	18975.43-	1064851.72	57456.78-	1535.86-	58992.64-	1005859.08
	2	R2	44095.06		3367.51-	40727.55	2366.92-		2366.92-	38360.63
	2	T2	167475.30		5995.91-	161479.39	293.48-		293.48-	161185.91
	2	X2	894.60		330.75-	563.85	563.85-		563.85-	563.85
HALF TOTALS=			1834490.06	526654.70-	28701.33-	1279134.03	61202.64-	1556.66-	62759.30-	1216374.73
DEPT TOTALS=			3916181.92	1053377.63-	60533.20-	2802271.09	682970.95-	11272.08-	694243.03-	2108028.06
PP TOTALS =			22099190.10	6306367.98-	620423.57-	151723398.55	12606093.12-	48367.62-	12654460.74-	2517937.81

6/06/2018
8:12:39
DEPT H CLS

-TREASURER TAX COLLECTION RATE SCHEDULE REPORT-

PAGE 3
TR712
%COLLECTED

TAXES 22099190.10
PPTRA 6306367.98-
ABATEMENTS 620423.57-
NET TAX 15172398.55
OTHER ADJS 48367.62-
NET PAYMENTS 12654460.74-
NET A/R 2517937.81

THRU 5/31/2018
PAYMENTS 12606093.12-
NET PAYMENTS 12654460.74-
NET A/R 2517937.81

COMP TOTALS= 22099190.10 6306367.98- 620423.57- 15172398.55 48367.62- 12654460.74- 2517937.81 83.40

- A) **Conditional Use Permit Application for George Whittaker (lessee) to operate an Personal Services Facility on property owned by Precision Pipes, Inc. (lessor) at 11944 Courthouse Road, Victoria, VA 23974. This property is 5+/- acres and identified as tax map # 032-0A-0-72C. This property was previously operated as a church, and is now requested to become a personal services facility for rental with less than 100 guests per event.**
- B) **Conditional Use Permit Application for Cynthia Cappabianca DBA Let R Buck, LLC to operate a bull breeding and training facility for cattle used for rodeo-style bucking-bull riding classes held by appointment-only at her residence at 521 Mountain Road, Victoria, VA 23974. This property is approx. 45 acres and identified as tax map # 067-04-0-2B.**

Planning Report

Case Number: CUP-2-18

Applicant: GEORGE M. WHITTAKER

Owner of Record: **PRECISION PIPES**

RONALD AND TAMMY WILLIAMS

Proposed Use: **PERSONAL SERVICE VENUE - EVENTS CATERING TO 100 GUESTS OR LESS**

Location: **11940 COURTHOUSE ROAD VICTORIA VA 23974**

Tax Information:

Parcel Number : **032-0A-0-72C**

Assessment and Status:

Area: **5 AC**

Current Land: **\$21,100**

Current Building: **\$164,800**

Current Improvements: **N/A**

Current Total: **\$185,900**

Property Description:

ROLLING - PARTIALLY WOODED - MULTI USE METAL BUILDING



History of Property or Operation:

Potential Impact of Proposed Use:

- Community Impact:
Adjacent Property
Proximate Community **NO IMPACT**

- **Infrastructure:**
NO IMPACT
Schools
Fire and EMS
Transportation
Community and Social Services
Criminal Justice
- **Economic:**
Community Enhancement
Employment
Other revenue
LIMITED
- **Environmental:**
NO IMPACT
Soil Quality
Ground Water
Sewer
Solid Waste: **ABOVE AVERAGE TRASH AND SOLID WASTE GENERATION**
HazMat
Air Quality

Suggested Conditions of Approval:

OPPERATE IN ACCORDANCE WITH LOCAL EXISTING ORDINACE

ADHERE TO OPERATIONAL HOURS ENDING AT 1AM AS PROFFERED BY APPLICANT

PROMPLY CONTAIN AND REMOVE OPERATIONAL TRASH AND SOLID WASTE

Staff Recommendation:

APPROVAL

Planning Report

Case Number: CUP-1-18

Applicant: CINDI CAPPABIANCA

DBA: LET-R-BUCK

Owner of Record: CINDI CAPPABIANCA

Proposed Use: BULL RIDING SCHOOL

Location: 521 MOUNTAIN ROAD
VICTORIA VA 23974

Tax Information :

Parcel Number: 067-04-0-2B

Assessment and Status:

Area: 45 ac.

Current Land: \$91,200.00

Current Building: \$102,000.00

Current Improvements: \$45,000.00

Current Total: \$238,000.00

Property Description:

Rolling - pasture and woodland



History of Property or Operation:

Operation has existed for an undetermined amount of time approximately 2015

Potential Impact of Proposed Use,;

- **Community Impact:**
Adjacent Property
Proximate Community

NOISE AND BULLS THAT HAVE BROKEN OUT OF FENCED AREA

- **Infrastructure:**

NO IMPACT

Schools

Fire and EMS

Transportation

Community and Social Services

Criminal Justice

- **Economic:**

Community Enhancement

Employment

Other revenue

Limited

-

Environmental:

Soil Quality

Ground Water

Sewer

Solid Waste

HazMat

Air Quality

Suggested Conditions of Approval:

File a certificate of liability insurance of at least \$500,000 with Lunenburg County within 30 days

Construct and maintain high tensile strength fences to contain resident livestock

Conduct riding training only. No public or group events.

File documents provided by a veterinarian licensed by the State of Virginia stating the health condition of livestock used for training (including feed-water-shelter) and medical attention at no less than yearly intervals which shall become part of the public file.

Review and reauthorization of the Conditional Use Permit shall be each three (3) years during which the school is in operation.

Staff Recommendation:

Approval

LUNENBURG COUNTY SCHOOL BOARD

Lunenburg County Public Schools

2017-18

Revenue - Expenditure Report

5/31/2018

Revenue							
	Budgeted	Current Month	Fiscal - YTD Prior Month	Fiscal Year-to-Date	Balance	Percent Received	
State Sales Tax	1,776,198	154,729.40	1,156,702.54	1,311,431.94	464,766.06	73.83%	
State Funds	9,205,442	860,340.19	7,419,066.22	8,279,406.41	926,035.59	89.94%	
Federal Funds	1,842,609	88,265.66	1,086,594.28	1,174,859.94	667,749.08	63.76%	
**County Funds	3,540,000		0.00	0.00	3,540,000.00	0.00%	
Other Funds	468,724	24,102.20	338,350.04	362,452.24	106,271.76	77.33%	
Rescinded Revenue							
Caboose Bill	127,077						
31.15 Less Students	199,543						
Total Rescinded Rev	326,620						
Total Revenue	17,159,593	1,127,437.45	10,000,713.08	11,128,150.53	6,031,442.47	64.85%	
** County Funds are used each month as needed to cover the difference between revenue and expenditures.							
Expenditures							
	Budgeted*	Current Month	Fiscal YTD Prior Month	Fiscal Year-to-Date	Balance	Percent Used	CODE
Instruction	11,037,178	1,001,909.78	8,021,583.52	9,023,493.30	2,013,684.70	81.76%	
Textbooks	161,804	-	16,130.67	16,130.67	145,673.33	9.97%	
Total Instruction	11,198,982	1,001,909.78	8,037,714.19	9,039,623.97	2,159,358.03	80.72%	
Adm. Att & Health	823,714	51,984.50	591,003.89	642,988.39	180,725.61	78.06%	61000
Transportation	1,234,820	74,918.27	741,480.90	816,399.17	418,420.83	66.11%	62000
Maintenance	1,585,271	116,018.78	1,172,413.16	1,288,431.95	296,839.05	81.28%	63000
School Food	950,497	71,303.34	630,611.13	701,914.47	248,582.53	73.85%	64000
Facilities	-	-	-	-	-	0.00%	65000
Debt Service	380,000	-	380,000.00	380,000.00	-	100.00%	66000
Technology	659,889	146,978.01	438,379.39	583,357.40	76,331.60	88.43%	67000
Rescinded Expend.	326,620						68000
Total Expenditures	17,159,593	1,463,112.69	11,989,602.66	13,452,715.35	3,706,877.65	78.40%	
* NOTE: Subject to revision							